


ELECTRONICS
DEUTSCH DTM-06-8S

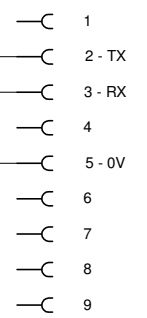
ALL CABLES ON SIGNAL CONNECTOR ARE 24AWG
ALL CABLES ON POWER CONNECTOR ARE 14AWG

MOTOR+12V
DELPHI 15300002

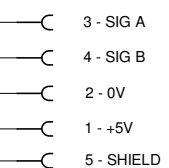


MOTOR
DELPHI 15300027

POWER
AS616-08SN

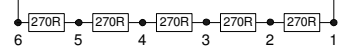


RS 232
D9 FEMALE
SOCKET HOUSING



TORQUE SENSOR
DEUTSCH
IMC26-2005S

SIGNAL
AS614-35SN



6 POSITION
SWITCH

DC ELECTRONICS		dc electronics <i>Motorsport Specialist</i>
TITLE: EPAS ULTRA WIRING LOOM		
CREATOR: David Cunliffe	DATE: 11/08/2009	
FILENAME: ULTRA WIRING LOOM V2.vsd	Page 1 of 4	